



LATINO BOARD LEADERSHIP ACADEMY

Class XXV

LATINO BOARD LEADERSHIP ACADEMY

July 26, 2023

- 6:00 – 6:15 PM | Program Orientation – Ron Gonzales
- 6:15 – 6:30 PM | Getting to Know Each Other – Everyone
- 6:30 – 6:50 PM | HFSV Introduction
- 6:50 – 7:00 PM | Break
- 7:00 – 7:20 PM | Status of Silicon Valley Latinos – Small Group Discussions
- 7:20 – 8:00 PM | Small Group Report Backs
- 8:00 PM | Adjourn





LATINO BOARD LEADERSHIP ACADEMY

Funders





CEN

Center for Excellence in Nonprofits

SVCN!



pwc



Santa Clara University

LATINO BOARD LEADERSHIP ACADEMY Partners



**Hispanic
Foundation**
of Silicon Valley

LATINO BOARD LEADERSHIP ACADEMY

Protocols

- Academy Locations | Hybrid!
 - In-Person Sessions
 - Zoom Meetings
- Academy Expectations
 - **No more than 1 absence!**
 - Please let us know when you will be absent
 - Attendance will be taken at 5:30 p.m.
 - Must use your video on Zoom
 - Mandatory - Please fill out a short session evaluation after each class

LATINO BOARD LEADERSHIP ACADEMY

Protocols

- LBLA Webpage
 - Weekly assignments, announcements and updates will be posted.



The link was emailed to you, please bookmark it or scan the QR code.

SESSION	DATE	FORMAT
LBLA Orientation + Introductions	Wed, July 26	In-Person San Jose, CA
History of Silicon Valley's Nonprofit Sector	Wed, Aug 2	Virtual
Board Roles + Responsibilities	Wed, Aug 9	Virtual
Financial Responsibilities	Wed, Aug 16	Virtual
Fundraising Responsibilities	Wed, Aug 23	Virtual
Boards in Action	Wed, Aug 30	Virtual
The Board's Role in Organizational Sustainability	Wed, Sept 6	Virtual
Choosing the Perfect Nonprofit LBLA Alumni Panel	Wed, Sept 13	In-Person Santa Clara, CA
Personal Branding	Sat, Sept 16***	In-Person San Jose, CA
Board Match Night	Wed, Sept 20	In-Person San Jose, CA
LBLA Graduation!	Wed, Sept 27	In-Person San Jose, CA

ICEBREAKER

Getting to Know Each Other:

- Name
- Employer
 - Title
- Birthplace
- Relevant Experience or College Attended
 - Major
- Favorite Hobby





LATINO BOARD LEADERSHIP ACADEMY

Announcements

LBLA/LITSI Mixers

TBD: 2-3 Events

34th Hispanic Foundation Ball

Saturday, October 21, 2023

Downtown San Jose | Signia by Hilton





Hispanic
Foundation
of Silicon Valley

Excel. Lead. Connect

Our Mission

We are a public foundation dedicated to inspiring community philanthropy and engaging people to invest in the educational achievement and leadership development, convening and engaging a thriving Latino community in Silicon Valley.

Our Vision

The Hispanic Foundation of Silicon Valley is the recognized leader in Hispanic philanthropy in Silicon Valley, inspiring Latino families and children to achieve personal greatness.



OUR TEAM



Ron Gonzales
President and
CEO



Clara Roa
Chief Operations &
Development Officer



Margarita DeAvila
Operations Manager



Karla Mondragon
Leadership Development
and Latinos in Technology
Programs Manager



Mirella Maldonado
College Success and STEM
Programs Manager



Paola Campos
Education Programs
Coordinator



Evelyn Rojas
Family Engagement
Senior Coordinator



Gisela Angulo-Avellaneda
Marketing &
Communications Lead



Anissa D. Basaldua
Development
Coordinator

3 PRIORITY AREAS



Education
Excellence



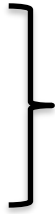
Leadership
Development



Convening
& Engaging

INITIATIVES AND PROGRAMS

Excel

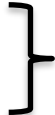


Education Excellence | Latinos in Technology Initiative

- **Hispanic Foundation College Success Program (HFCSP)**
 - College-readiness, STEM-related classes and other resources serving close to **2,100+ Latinx students and parents annually.**
- **Latinos in Technology Scholarship Initiative (LITSD)**
 - Scholarship support renewable for up to three years for Latinx college juniors and seniors majoring in STEM
 - Scholars receive professional development resources, mentorship opportunities, + internship support
 - **479 scholars to date**



Lead



The Latino Board Leadership Academy

- Trains Latinos on how to be successful board members of nonprofit organizations.
- **627+ graduated fellows to date.**

Connect



- [The Hispanic Foundation Ball](#) | October 21, 2023
- [The Latino Report Card](#) | research about the quality of life of Latinos in Silicon Valley
- [Latinx Speaker Series](#) | a platform for Latinx leaders to convene and address issues.



College

Latinos in Technology Scholarship Program:

- Financial support
- Career coaching and mentorship
- Internship support



High School 9 - 12

- College prep workshops
- Science and Math support
- STEM careers exposure



Middle School 6-8

- Coding and STEM careers exposure
- Algebra 1 proficiency
- Science and Math support



Elementary School K-5

- Coding and STEM career exposure
- Reading proficiency
- Science and Math support



Parent Education

- Family engagement workshops
- College preparation info for parents
- Digital literacy workshops
- Financial literacy courses



LEADERSHIP DEVELOPMENT

- Graduated over 627+ Senior Fellows
- 69% Nonprofit Board Placement
- LBLA Fellows elected to public office
- Partners:
 - Center for Excellence in Nonprofits
 - PwC
 - Santa Clara University
 - SVCN!
 - Individual Presenters

CONVENING & ENGAGING THE LATINO COMMUNITY

Silicon Valley Latino Report Card

- Published 2011 Report & Community Convening
- Published 2018 Report & Community Convening
- **Published 2023 Report & Community Convening**

Voices of Change

- Published 2014 & Community Convening

Latinx Speaker Series (sample)

- Latinx Community in Motion Pictures
- Latinas in STEM
- Latino Small/Medium Business Entrepreneurship
- Latinas in High Tech
- How to Get a Job in Tech in the Silicon Valley

34th Annual Hispanic Foundation Ball

- **October 21, 2023**

2023 Silicon Valley Latino Report Card

2023 SILICON VALLEY
LATINO REPORT CARD



Free Download:
www.hfsv.org

2023 SILICON VALLEY REPORT CARD

D

Education

2018 Grade: C

C

Health

2018 Grade: D

C

Financial Stability

2018 Grade: C

D

Housing

2018 Grade: D

B

**Environmental
Sustainability**

2018 Grade: C

EDUCATION

OVERALL GRADE

D

Progress in education remains incremental for Latino students in Silicon Valley. While Latino students show some gains, these gains have not been enough to close the achievement gap between Latinos and non-Latinos.

LATINO MATH & READING PROFICIENCY

Reading proficiency for 3rd grade Latino students and math proficiency for 8th grade Latino students in Silicon Valley saw across the board decreases.



3RD GRADE LANGUAGE ARTS/LITERACY

SANTA CLARA COUNTY 2016-17 **31%** ↓ 2021-22 **29%**

SAN MATEO COUNTY 2016-17 **31%** ↓ 2021-22 **27%**



8TH GRADE MATHEMATICS

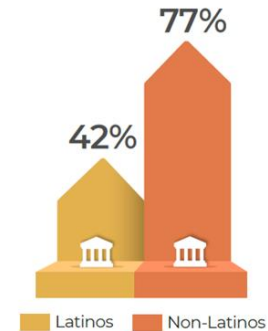
SANTA CLARA COUNTY 2016-17 **24%** ↓ 2021-22 **17%**

SAN MATEO COUNTY 2016-17 **26%** ↓ 2021-22 **19%**

COLLEGE READINESS



The percentage of Latino high school graduates in Silicon Valley who completed the coursework necessary to attend a state college or university increased from 2018-19 but was still well below non-Latino students.

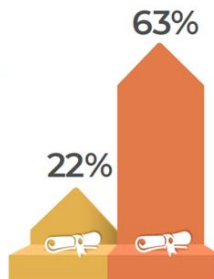


EDUCATIONAL ATTAINMENT

Just under a quarter of Latinos possess a bachelor's, graduate or professional degree, compared to nearly two-thirds of non-Latinos in Silicon Valley.



■ Latinos
■ Non-Latinos



IMPACT OF COVID-19 ON EDUCATION ACCESS



Over half of Latino survey respondents who are parents reported technology as a barrier to their child(ren)'s participation in school when schools were closed because of the COVID-19 pandemic, compared to just over a third of non-Latino survey respondents.



Latinos



Non-Latinos

HEALTH

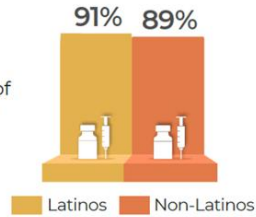
OVERALL
GRADE



The health of Latinos in Silicon Valley continues to show both progress and setbacks. Nearly half of Latino survey respondents reported feeling that their race and/or ethnicity has impacted the quality of health care they have received in the county where they live.

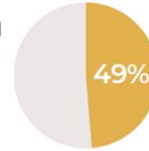
COVID-19 VACCINE

When asked if they had received at least one dose of a COVID-19 vaccine, Latino and non-Latino survey respondents indicated similar percentages, 91% and 89%, respectively.



RACE/ETHNICITY AND HEALTH

Nearly half (49%) of Latino survey respondents reported feeling that their race and/or ethnicity has impacted the quality of health care they have received in the county where they live.



IMPACT OF COVID-19 ON HEALTH AND LIVELIHOOD



Over half of Latino survey respondents reported experiencing social isolation and stress associated with work as a result of the COVID-19 pandemic, notably higher than non-Latinos.

MENTAL HEALTH

Three quarters of Latino survey respondents reported that their mental health was not good for at least one day in the last month, notably higher than non-Latino survey respondents.



Latinos



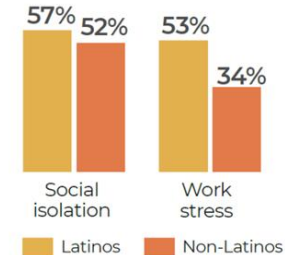
Non-Latinos



Latinos



Non-Latinos



FINANCIAL STABILITY

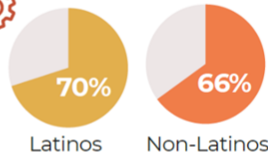
OVERALL GRADE



The picture of financial stability for Latinos in Silicon Valley is varied. While median household incomes for Latinos continue to increase, and Latinos have a higher labor force participation, they continue to suffer economic hardship at a higher rate than non-Latinos.

LABOR FORCE PARTICIPATION

Nearly three-quarters (70%) of Silicon Valley Latinos were participating in the labor force in 2021.

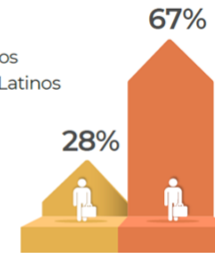


OCCUPATION AND INDUSTRY

Just over one-quarter (28%) of Latinos in Silicon Valley reported occupations in management, business, science, and arts, well below non-Latinos.



Legend: ■ Latinos ■ Non-Latinos



HOUSEHOLD INCOME DISTRIBUTION

Latino households in Silicon Valley earning \$100,000 or more rose by 35% from 2016* to 2021.



LATINO HOUSEHOLDS IN SILICON VALLEY EARNING \$100K OR MORE



The number of households earning \$15,000 or less decreased by 1%.

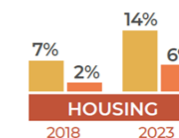
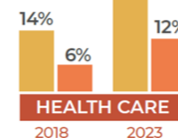
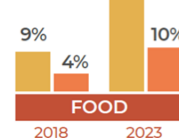


LATINO HOUSEHOLDS IN SILICON VALLEY EARNING \$15K OR LESS



ECONOMIC HARDSHIP

Rates of Latino survey respondents having to go without food, health care or housing in the past year increased since 2018 and were at least double the rates for non-Latinos surveyed.



HOUSING

OVERALL GRADE

D

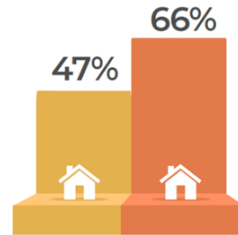
Challenges in housing for Latinos in Silicon Valley continue to persist. Some of these challenges include persistent high cost for housing, limited home ownership, and increases in homelessness. Many of these challenges were exacerbated by the COVID-19 pandemic.

HOMEOWNERSHIP

Under half of Latino survey respondents in Silicon Valley reported owning their own home compared to two-thirds of non-Latinos.



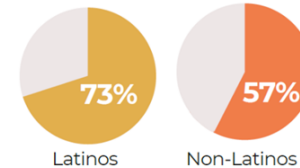
■ % of Latino Homeowners ■ % of Non-Latino Homeowners



HOUSING AFFORDABILITY

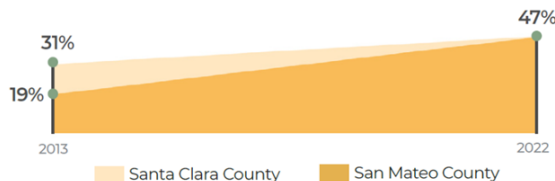


Nearly three quarters of Latino survey respondents reported spending 30% or more of their household income on housing costs, well below non-Latinos.



HOMELESSNESS

The population of Latinos experiencing homelessness in Silicon Valley continues to grow, increasing substantially in both Santa Clara and San Mateo counties since 2013.

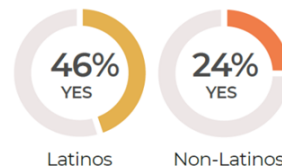


IMPACT OF COVID-19 ON HOUSING

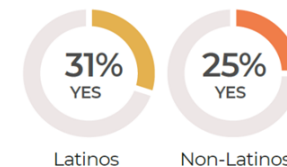


Nearly twice as many Latino survey respondents in the Silicon Valley reported their housing situation being impacted by the COVID-19 pandemic.

HAS THE COVID-19 PANDEMIC NEGATIVELY IMPACTED YOUR HOUSING SITUATION?



BECAUSE OF THE IMPACT OF THE COST OF HOUSING, HAVE YOU EXPERIENCED LIVING IN A HOUSING UNIT WITHOUT ADEQUATE PLUMBING, HEAT OR ELECTRICITY?



ENVIRONMENTAL SUSTAINABILITY

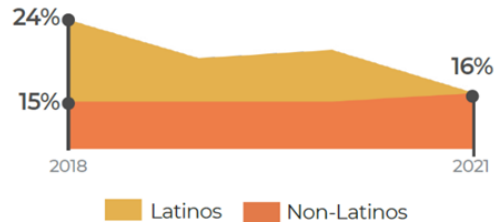
OVERALL
GRADE

B

Although there were some downward shifts in environmentally sustainable activities, concern about the environment remains high for Latinos in Silicon Valley. Despite reported decreases in recycling and energy conservation at home, Latinos in the region continued to express concerns about environmental issues including climate change and global warming.

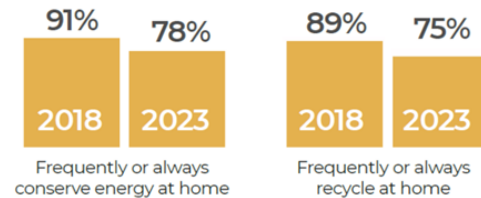
POPULATION WITH ASTHMA

Rates of asthma among Latino adults in Silicon Valley dropped to the rate of non-Latinos in 2021.



LATINO PRO-ENVIRONMENTAL BEHAVIORS AND ATTITUDES

The percentage of Latino survey respondents reporting always or frequently recycling and conserving energy at home dropped between 2018 and 2023.



More than half of Latino survey respondents were very concerned about climate change and global warming in 2023.



LATINO REPORT CARD

SMALL GROUP

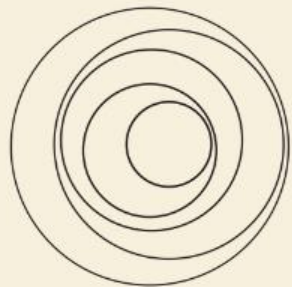
DISCUSSION

1. What were the top 3 things that surprised you in the 2023 Latino Report Card?
2. Were there issues that you could relate to personally?



Session 1 Survey

Deadline:
Monday, July
31st



Hispanic Foundation Ball 2023



Get your tickets!



Fueling Dreams, Sparking Change

October 21, 2023 | Signia by Hilton San Jose



STAY CONNECTED!

